



lumini Solucoes em Iluminacao LTDA
www.lumini.com.br
Email: laboratorio@lumini.com.br
Tel: +55 11 3437-5555 Fax: +55 11 3437-5555
Address: Rua Ferreira Viana, 716 - Socorro - São Paulo/SP

lumini

LumCAT:

Luminaire: less s

LampCAT: modulo led 2W 30K irc 90

Ballast type: led driver 700mA

Report No:

Voltage(V): 127.8800

Test No:

Current(A): 0.0250

Number of Lamps: 1

Power (W): 3.1000

Lamp flux(lm): 248.0

PF: 0.9640

Length(mm): 18

Width(mm): 18

Phm Type: C

Height(mm): 0

Photometric Results

Lumens(lm): 51.39, Efficiency(%): 20.72% , Luminous Efficacy(lm/W): 16.58

Central intensity(cd): 187.298, Maximum intensity(cd): 187.298

Angle of maximum intensity: $C=0.0$ $\gamma=0.0$

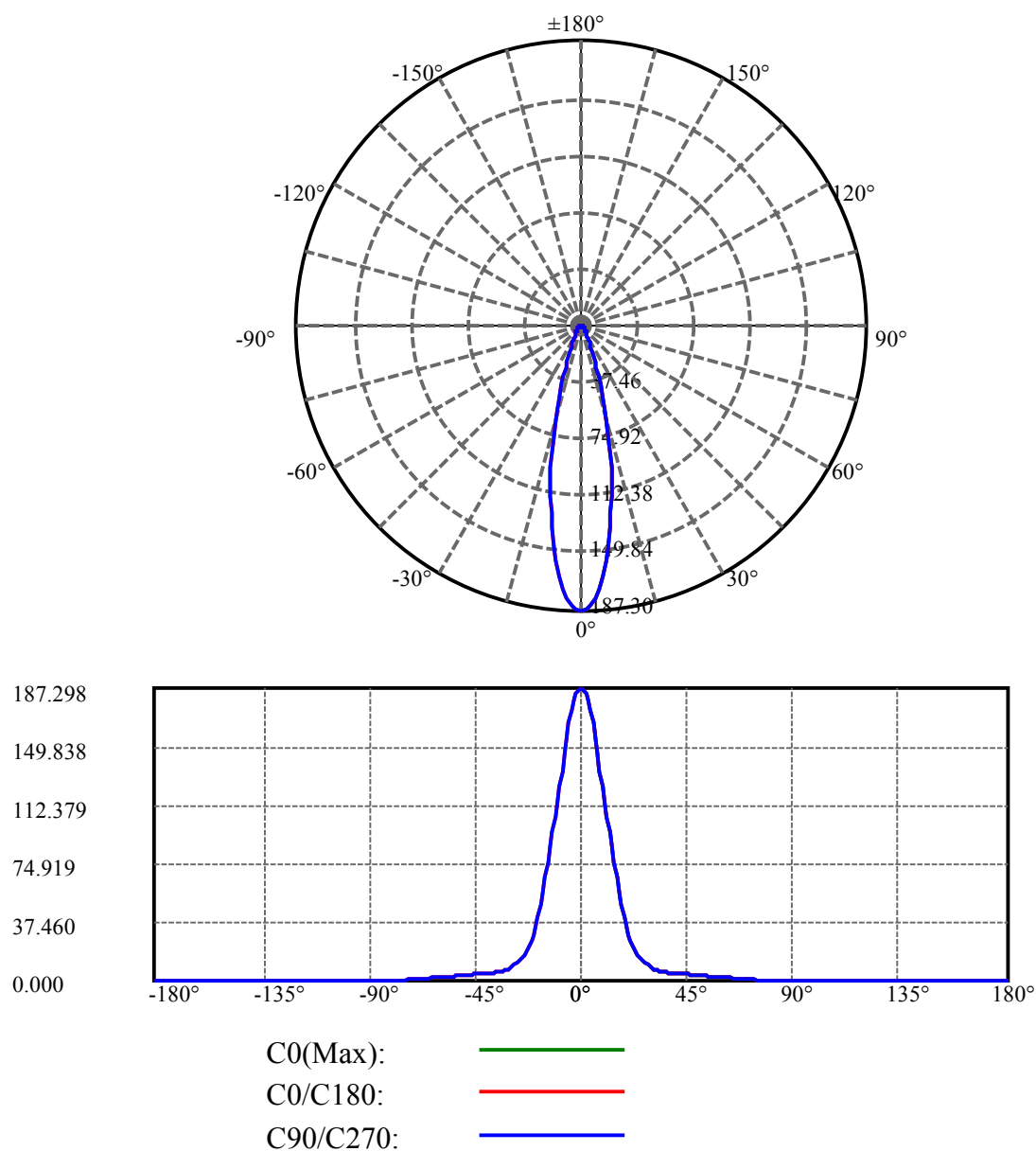
Beam angle of C0 plane : 24.32

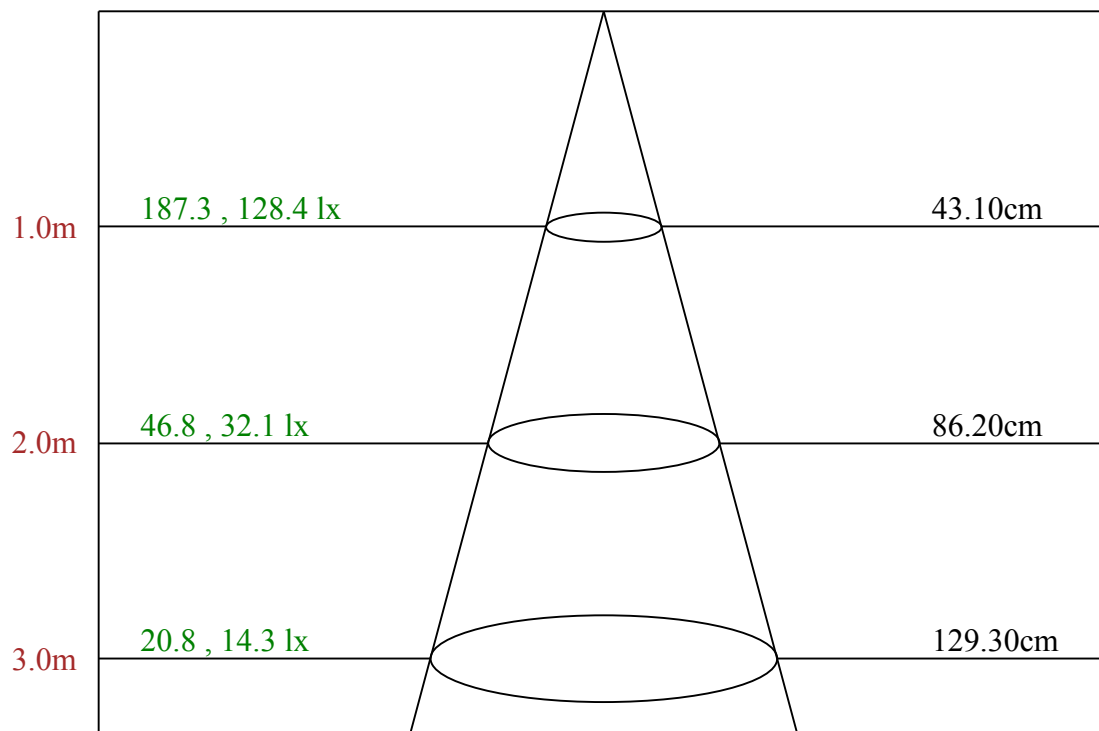
Average BeamAngle(IEC 61341): 24.32

Equipment: equipamento lumini
Temperature(°C): 26.2

Date: 22/04/2025
Humidity(%): 56.0%

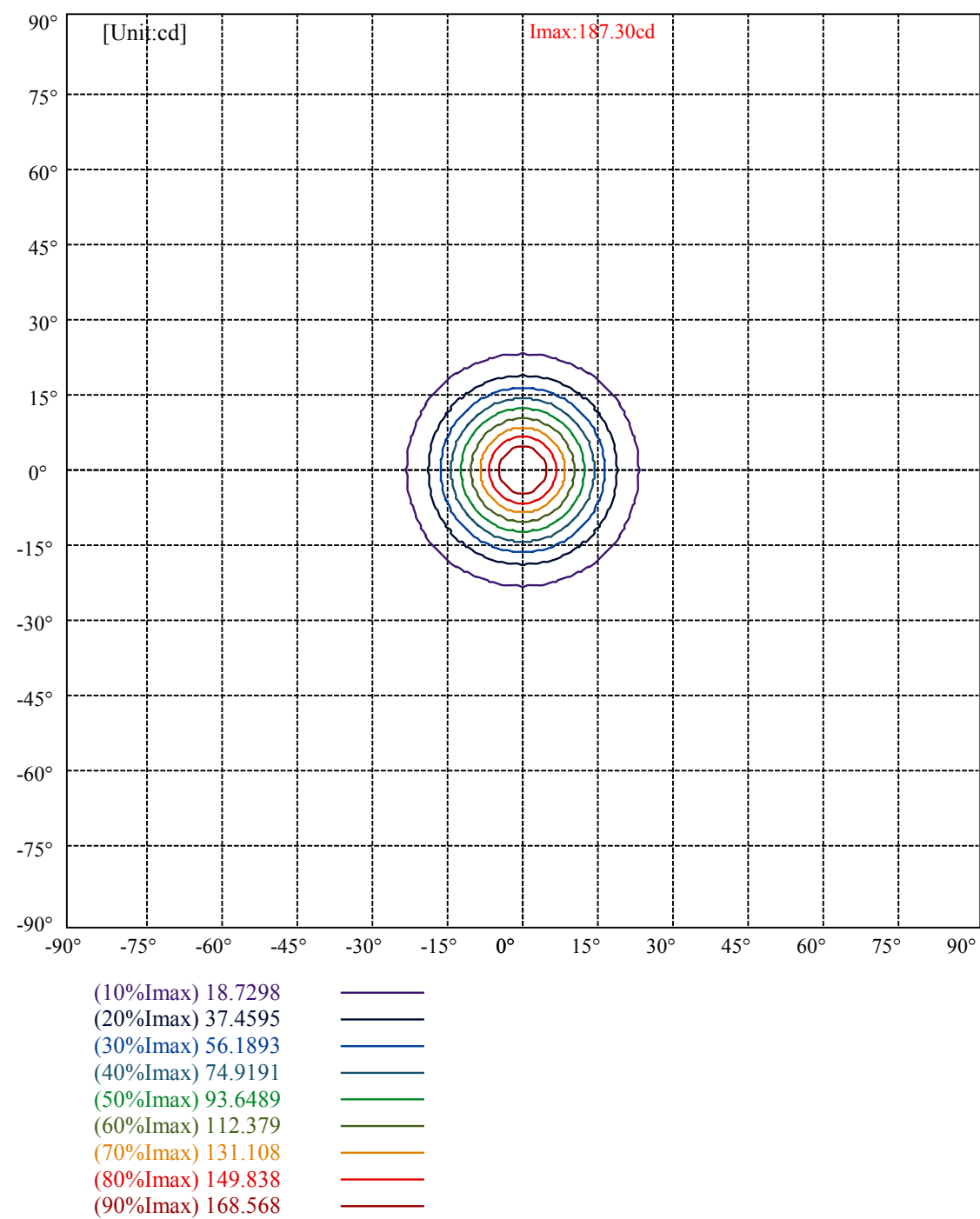
Operator: 01
Distance(m): 6.90





Max , Ave

Beam angle of C0 plane 24.32



lumini

Luminance Limiting Curve(no luminous side)

Appendix Page: 5 Total:6

Luminance Table

γ	45	50	55	60	65	70	75	80	85
C0	18028	16431	14475	13152	11822	7948	4116	3385	5058
C45	18028	16431	14475	13152	11822	7948	4116	3385	5058
C90	18028	16431	14475	13152	11822	7948	4116	3385	5058

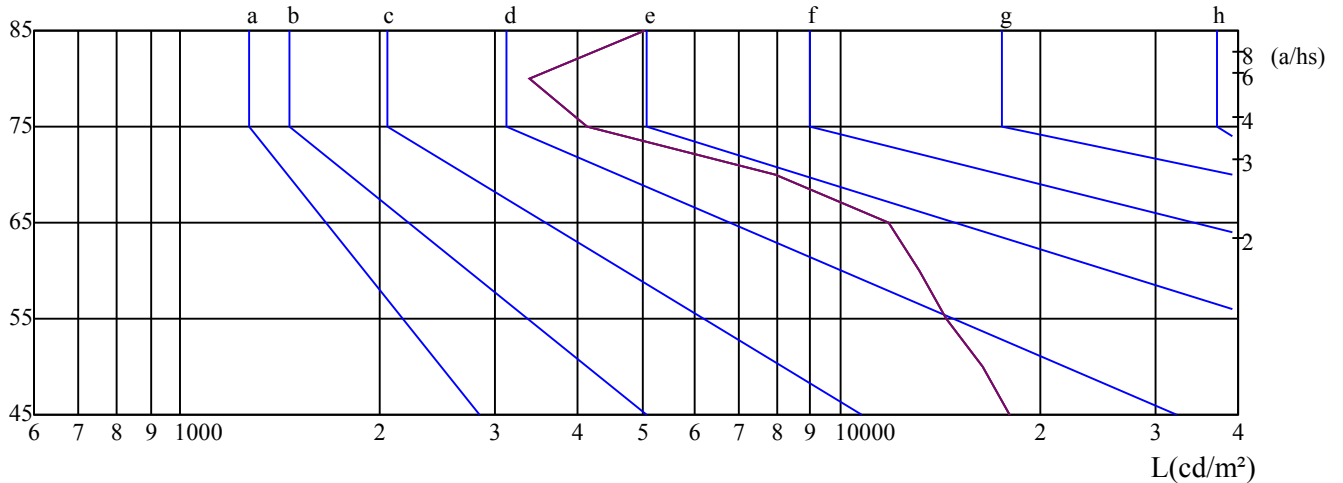
L(Hor)(65)	L(Ver)(65)	L45(65)	L(Hor)(75)	L(Ver)(75)	L45(75)	L(Hor)(85)	L(Ver)(85)	L45(85)
11822	11822	11822	4116	4116	4116	5058	5058	5058

Glare Table

Glare	Quality	Service Values Illuminance(lx)							
1.15	A	2000	1000	500	≤ 300				
1.5	B		2000	1000	500	≤ 300			
1.85	C			2000	1000	500	≤ 300		
2.2	D				2000	1000	500	≤ 300	
2.55	E					2000	1000	500	≤ 300
		a	b	c	d	e	f	g	h

Luminance Limiting Curve

$\gamma(^{\circ})$



Equipment: equipamento lumini
Temperature($^{\circ}\text{C}$): 26.2

Date: 22/04/2025
Humidity(%): 56.0%

Operator: 01
Distance(m): 6.90

Illumination assessment according UGR											
Rf of Ceiling	70	70	50	50	30	70	70	50	50	30	
Rf of Wall	50	30	50	30	30	50	30	50	30	30	
Rf of Floor	20	20	20	20	20	20	20	20	20	20	
Room dimensions		Viewed crosswise					Viewed endwise				
X	Y										
2H	2H	19.25	20.33	19.65	20.69	21.05	20.03	21.11	20.43	21.47	21.84
	3H	20.66	21.62	21.08	22.00	22.40	21.33	22.30	21.76	22.68	23.07
	4H	20.88	21.77	21.32	22.17	22.58	21.43	22.32	21.87	22.72	23.14
	6H	20.85	21.67	21.30	22.09	22.53	21.40	22.22	21.85	22.63	23.08
	8H	20.80	21.59	21.26	22.01	22.47	21.36	22.15	21.82	22.57	23.03
	12H	20.77	21.52	21.23	21.95	22.41	21.33	22.07	21.79	22.51	22.97
4H	2H	19.93	20.82	20.36	21.21	21.63	20.53	21.43	20.97	21.82	22.24
	3H	21.46	22.21	21.92	22.64	23.10	21.95	22.70	22.41	23.13	23.60
	4H	21.75	22.39	22.22	22.86	23.35	22.13	22.78	22.60	23.24	23.73
	6H	21.68	22.26	22.19	22.74	23.24	22.06	22.63	22.57	23.12	23.62
	8H	21.66	22.19	22.18	22.69	23.20	22.06	22.59	22.58	23.08	23.60
	12H	21.66	22.15	22.19	22.64	23.20	22.06	22.55	22.58	23.03	23.60
8H	4H	21.78	22.31	22.30	22.81	23.32	22.14	22.67	22.66	23.16	23.68
	6H	21.73	22.17	22.27	22.68	23.23	22.09	22.52	22.62	23.04	23.59
	8H	21.78	22.15	22.34	22.70	23.24	22.16	22.53	22.72	23.08	23.62
	12H	21.80	22.09	22.37	22.64	23.21	22.17	22.46	22.74	23.01	23.58
12H	4H	21.74	22.23	22.26	22.72	23.28	22.10	22.59	22.62	23.08	23.64
	6H	21.74	22.11	22.30	22.66	23.20	22.09	22.46	22.66	23.02	23.56
	8H	21.75	22.05	22.33	22.60	23.16	22.13	22.42	22.70	22.97	23.54
Variation with the observer position at spacings:											
S = 1.0H		0.6/-0.6					0.6/-0.6				
S = 1.5H		1.0/-1.1					1.0/-1.1				
S = 2.0H		2.2/-2.0					2.2/-2.0				
Standard tables:		BK2					BK2				
Uncorrected UGR		1.5					1.5				

依据CIE Publ. 117 计算 UGR, S/H = 0.25